




PRAIRIE VIEW A&M PANTHER FOOTBALL




**BLACK COLLEGE NATIONAL CHAMPIONS • 1953 • '54 • '58 • '63 • '64
SWAC CHAMPIONS • 1931 • '33 • '51 • '52 • '53 • '54 • '58 • '60 • '63 • '64 • 2009**


 Saturday, Aug. 31 • 7:00 p.m. **W, 37-13**
@ TEXAS SOUTHERN
BBVA Stadium, Houston, Texas


 Saturday, Sept. 7 • 6:00 p.m.
@ TEXAS STATE
Bobcat Stadium, San Marcos, Texas


 Saturday, Sept. 14 • 6:00 p.m.
@ SOUTHERN
A.W. Mumford, Baton Rouge, La.


 Saturday, Sept. 21 • 6:00 p.m.
@ ALABAMA A&M
Blackshear Field, Prairie View, Texas

 Saturday, Sept. 28 • 4:00 p.m.
@ STEPHEN F. AUSTIN
Homer Bryce Stadium, Nacogdoches, TX


 Saturday, Oct. 5 • 4:30 p.m.
vs. GRAMBLING
The Cotton Bowl, Dallas, Texas

 Saturday, Oct. 12 • 1:00 p.m.
@ ALABAMA STATE
New Hornet Stadium, Montgomery, Ala.

 Saturday, Oct. 19 • 2:00 p.m.
vs. MISSISSIPPI VALLEY
Blackshear Field, Prairie View, Texas


 Saturday, Oct. 26 • 4:00 p.m.
JACKSON STATE
Independence Stadium, Shreveport, La.


 Thursday, Nov. 7 • 6:30 p.m.
@ ALCORN STATE
Spinks-Casem Stadium, Alcorn State, Miss.


 Saturday, Nov. 16 • 1:00 p.m.
vs. ABILENE CHRISTIAN
Blackshear Field, Prairie View, Texas

 Saturday, Nov. 23 • 1:00 p.m.
vs. ARKANSAS-PB
Blackshear Field, Prairie View, Texas

FOLLOW THE PANTHERS ON...

 Twitter
PVPantherAthletics

 Instagram
PVPantherAthletics

 Facebook
Prairie View A&M Athletics

PANTHERS HEAD WEST TO FACE FBS FOE GAME 2 • TEXAS STATE (1-0, 0-0 SUN BELT) Saturday, Sept. 7, 2013 • Bobcat Stadium • 6:00 p.m.

PRAIRIE VIEW A&M QUICK HITS

MEDIA

RADIO: KPVM 91.3 FM
PxP: Leonard Moon
Press Box #: (512) 245-2966
SID: Ryan McGinty (rjmcginty@pvamu.edu)

INTERNET / TV

VIDEO: ESPN3
TV: ESPN3
KPVM Audio: www.pvamu.edu/kpvm

SERIES HISTORY

Series Rec.: Texas State leads 10-2
Last PVAMU Win: 19-7, 1977
Last Texas State Win: 34-26, 2011
Current Win Streak: Texas State, 10
Biggest Margin of Victory (PV): 45-25, 1976
Biggest Margin of Victory (TEXAS STATE): 56-0, 1981
Longest Winning Streak (TEXAS STATE): 10, 1978-'11
Longest Winning Streak (PV): 2, 1976-77

THE COACHES

Heishma Northern (Southern '96)
PV Record: 9-14 (3rd year)
Overall: 9-14 (3rd year)
Northern vs. Texas State: 0-1



Dennis Franchione (Pittsburg State '73)
Texas State Record: 24-23 (5th year)
Overall: 198-115-2 (28th year)
Franchione vs. PVAMU: 2-0

THE GAME

PANTHERS TO FACE FBS FOE

The Prairie View A&M Panthers hit the road once again to face the Texas State Bobcats this weekend at Bobcat Stadium in San Marcos, Texas at 6 p.m. Saturday's game is the home opener for Texas State and it marks their second season as a member of the Football Bowl Sub-division (FBS) ranks.

The Panthers are coming off a 37-13 win over Texas Southern in the annual Labor Day Classic last weekend and look to build on that performance as they rolled up nearly 500 yards of offense while displaying a defensive scheme which produced its lowest output since 2008.

ABOUT THE TEXAS STATE BOBCATS

Texas State is coming off a solid win over Southern Miss last weekend in Hattiesburg, Miss. In this era of offensive shootouts, the Bobcats won the game with defense as they forced six turnovers and allowed Southern Miss to rush for only 23 yards.

The Bobcats are led by head coach **Dennis Franchione** and have found stability conference-wise (Sun Belt) as the team has been affiliated with four different conferences since 2010. This marks PV's first contest versus Texas State as a FBS member and the 13th meeting in the overall series which dates back to 1976.

Texas State is led offensively by quarterback **Tyler Arndt** as he passed for 111 yards last week. Defensively, linebacker **David Mayo** has two interceptions followed by defensive end **Michael Odiari's** six tackles.



OFFICE OF SPORTS INFORMATION

Ryan McGinty - SID*

E-mail: rjmcginty@pvamu.edu

Chris Elliott - Assistant SID

E-mail: cjelliott@pvamu.edu

**denotes main football contact*

Office Phone: (936) 261-9140/9106

Office FAX: (936) 261-9159

MAILING ADDRESS

Prairie View A&M University
Department of Athletics
PO Box 519 Mail Stop 1500
Prairie View, Texas 77446

INTERNET ACCESS

For the latest in the Prairie View A&M University Department of Athletics, please view www.PVPanthers.com. The site features up-to-date team news, statistics, rosters, depth charts in addition to links of interest.

SWAC TELECONFERENCE

This call is available to media each Monday. To receive information on how to call-in, contact the SWAC Office at **205-251-7573** or e-mail z.lewis@swac.org.

The schedule is as follows:

10:00 -- SWAC News
10:05 -- Anthony Jones, AAMU
10:15 -- Reggie Barlow, Alabama St.
10:25 -- Jay Hopson, Alcorn State
10:35 -- Monte Coleman, Arkansas-PB
10:45 -- Doug Williams, GSU
10:55 -- Rick Comegy, Jackson State
11:05 -- Karl Morgan, MVSU
11:15 -- Heishma Northern, PVAMU
11:25 -- Dawson Odums, Southern
11:35 -- Darrell Asberry, TSU
11:45 -- Commissioner's Corner
12:00 -- SIGN-OFF

PANTHER GAME WEEK AVAILABILITY

Monday	Tuesday	Wednesday	Thursday	Friday
Heishma Northern on SWAC Conference Call (11:15 a.m.)	Players and coaches available for post-practice interviews. (4:00 p.m.)	Players and coaches available for post-practice interviews. (7:00 p.m.)	Call SID Office on Wednesday to arrange	Depends on team travel plans

LAST TIME THEY MET

Texas State 34
Prairie View A&M 26
Nov. 5, 2011
Bobcat Stadium
San Marcos, Texas

Isaiah Battle returned a kick-off 93 yards for a touchdown and **Tim Hawkins** scored the go-ahead touchdown with 10 minutes left to help Texas State to a 34-26 victory over Prairie View A&M on Saturday.

Texas State (6-4) jumped to a 14-0 lead on touchdown runs by **Shaun Rutherford** and **Marcus Curry**. The Panthers (4-5) scored when **Jerry Lovelocke** threw a touchdown pass to **Spencer Nelson**, and eventually took the lead 19-17 late in the third quarter on **Christopher Barrick's** second field goal. But Battle returned the kickoff for a score to put the Bobcats in front again.

Prairie View went ahead again 26-24 when **Fred Anderson** scored from 7 yards out with 13:08 to go, but just three minutes later, Hawkins scored on a 4-yard run to put the Bobcats in the lead for good.

It was the schools' first meeting since 1992.

THE LAST TIME

Saturday's game marks the second time in three seasons the Panthers will play at Texas State and the first matchup against a Football Bowl Subdivision foe since 2010.

The Panthers have limited history against teams from the FBS ranks (0-2) as they've played two FBS teams since 2009. In 2009, PV traveled to New Mexico State and ventured to Southern Miss in 2010.

In addition to the FBS matchup, Saturday's meeting also

marks the third time Prairie View A&M will face Texas State head coach **Dennis Franchione**.

In 1991, Franchione guided the Bobcats to a 59-6 win over Prairie View A&M in San Marcos, Texas. The Panthers were in their first year back on the field as the program was disbanded in 1990.

NEW CHANGES

For the first time since the 2005 campaign, all eyes will be on the defensive side of the ball as the team unveiled a revamped scheme under new defensive coordinator **Charles McMillian**.

After finishing ninth in total defense last fall, head coach **Heishma Northern** made several personnel changes on the defensive side of the ball during the offseason which began with McMillian's hire. In addition to adding McMillian, a former assistant at Texas A&M and TCU who has coached against Texas State's **Dennis Franchione**, Northern also reshuffled the defensive staff and moved running backs coach **Brian Morgan** to inside linebackers while cornerbacks coach **Raasaan Haralson** moves to outside linebackers.

A former defensive coordinator at Prairie View A&M and Grambling State in addition to coaching on the offensive side of the ball while beginning his coaching career, Northern said the changes remind him of a similar staff change early in his career at Grambling State which began a run of three straight SWAC Championships.

The early returns have the Panther trending upward as they held rival Texas Southern to 260 total yards last weekend. The output marked PV's best defensive outing yardage wise since 2008.

PRAIRIE VIEW A&M

Location:.....Prairie View, Texas
 Founded:.....1876
 Enrollment:.....8,900
 Affiliation:.....NCAA I
 Conference:.....SWAC
 Nickname:.....Panthers
 School Colors:.....Purple and Gold
 Stadium:.....Blackshear (6,000)
 Surface:.....Natural Grass
 President:.....Dr. George C. Wright
 Ath. Director:.....Ashley Robinson
 SWA:.....Alicia Pete

HISTORY

First Year of Football:.....1907
 Black College Titles:.....5
 SWAC Titles:.....11
 Post-Season Record:.....1-1

COACHING STAFF

Heishma Northern 3rd season
 Head Coach
Prince Pearson 10th season
 Assistant HC / Offensive Line
Charles McMillian 1st season
 Defensive Coordinator
Mark Orlando 3rd season
 Offensive Coordinator/Quarterbacks
Miles Brandon 9th season
 Defensive Line
Raasaan Haralson 4th season
 Outside Linebackers
Brian Morgan 3rd season
 Inside Linebackers/Special Teams
Bubba McDowell 3rd season
 Defensive Backs
Harry Williams 3rd season
 Wide Receivers
Clyde Edwards 1st season
 Running Backs
K.J. Black 1st season
 Graduate Assistant
Cody Haralson 2nd season
 Defensive Student Assistant
Anthony Nunley 1st season
 Defensive Student Assistant

THE SWAC

Zena Lewis
 Media Relations
www.SWAC.org
 (205) 251-7573

HISTORY REPEATED

Prairie View A&M has reentered into treacherous waters the program worked tirelessly to navigate out of over the past few decades.

The Panthers finished 3-8 last season and 3-6 in league play after picking up their first three wins in the month of October last season. As a result, the team suffered their second consecutive losing campaign. The last time the Panthers had back-to-back losing seasons occurred in 2005 and 2006.

RUN, RUN, RUN

The Panthers ranked third amongst SWAC teams in rushing last fall with an average of 186.7 yards per outing and 20 rushing touchdowns.

With the majority of its offensive line back along with both running backs, that number should trend upward once again.

Junior **Courtney Brown** started off on a strong note with 98 yards and two touchdowns in the season opener last week. As a team, PV rushed for 172 yards in their season opener.

DO A LITTLE OF ALL

Sophomore running back **Johnta' Hebert** is a dual threat for the Panthers after leading the SWAC with 121.7 all-purpose yards as a true freshman. The school record holder for most kickoff return yardage (926 yards), Hebert is also a threat in the return game in addition to the running and passing games.

Hebert recorded a 58-yard kickoff return last week, rushed for 40 yards on eight carries and also caught a reception.

THE COACHES

Northern.....Franchione

9	Wins	198
14	Losses	115
—	BCF Titles	—
—	League Titles	9

SPREADING THE WEALTH

Playing wide receiver in offensive coordinator **Mark Orlando's** offense has to be exciting as a total of 16 players caught a pass last fall.

The Panthers will either match or exceed that total this fall as nine players caught passes last weekend. Junior **Gabe Dunlap** led the way with eight receptions followed by six from senior **Deandre Cooper**.

TWICE IS NICE

For the past two years, head coach **Heishma Northern** preferred to settle on one quarterback but for whatever reason, he received the same amount of production from a pair of junior signal callers in **De'Aun-tre Smiley** and **Jerry Lovelocke**. As a result, Northern has learned to embrace his quarterback depth.

Last season, the duo combined to throw for 2,462 yards and 16 touchdowns as both saw plenty of action. On the ground, Smiley was also a threat as he rushed for 367 yards and three scores followed by two rushing touchdowns from Lovelocke. Both players have intangibles you can't teach which complement the team well.

Lovelocke started last weekend and responded with a 30-for-39 passing performance which included 283 passing yards and a touchdown pass. Smiley rushed for a touchdown and finished 3-for-4 for 33 yards.

CALI CONNECTION

Saturday's game will feature several connections to the state of California as both teams have an abundance of athletes from the state.

The Panthers feature seven players from California while Texas State has 10.

DUO EARNS SWAC HONORS

Junior running back **Courtney Brown** and redshirt freshman line-backer **Jamespaul Bryant** were selected as the SWAC's Offensive and Newcomer of the Week, respectively after Prairie View A&M's 37-13 Labor Day Classic win over Texas Southern last weekend.

A native of Lake Charles, La., Brown got off to a strong start as he rushed for 98 yards on 14 attempts with two touchdowns. He also caught five passes for a total of 85 yards. Brown is off to another solid start in 2013 after leading the Panthers with nine rushing touchdowns last fall.

In his first-ever collegiate game nearly minutes from where he attended high school, Bryant logged eight tackles and had a tackle for loss, one sack, quarterback hurry and a fumble recovery.

IMPRESSIVE DEBUTS

The Panthers displayed a number of new looks during last week's season opener as a total of nine players started for the first time.

Linebacker **Jamespaul Bryant** led the way with a solid debut followed by solid defensive performances from junior college transfers **Brock Newton**, **Darrien Patterson-Ramsey** and **David Metcalf**.

The revamped secondary featuring redshirt sophomore **Deitrich Johnson**, redshirt freshman **Foster Brown II**, Metcalf and **Robert Jackson III** also had an impressive outing.

ROAD WARRIORS

NO MORE

The Panthers have lived out of their suitcases the past two seasons with a combined five games on the Prairie View A&M campus.

This year, the trend is reversed with four on-campus games at Blackshear Field and eight games inside the state of Texas.

However, it'll take some time to enjoy home as the team only plays at Blackshear twice in the first two months before a two-game stint in November.

EQ MANAGER , NOW STARTER

When senior wide receiver **Deandre Cooper** hits the gridiron on Saturday, it'll mark a special time in his life as football was the last thing on his mind several years ago.

Cooper suffered a tragic neck injury during a practice session as a true freshman in 2008 and missed both the 2008 and 2009 seasons.

After spending the 2009 season as an equipment manager, Cooper received medical clearance in 2010 to return to the field and spent the season playing special teams. Cooper was moved to wide receiver in the spring of 2011 and has been a starter ever since.

NORTHERN IN SEPTEMBER

PVAMU head coach **Heishma Northern** is 3-7 lifetime when playing in the month of September.

RECORD BREAKERS

Very few teams in the SWAC have as many record breakers on its coaching staff as Prairie View A&M.

Inside linebackers and special teams coach **Brian Morgan** name is etched in the SWAC and national record books as he's the all-time leading scorer amongst SWAC kickers and the career record holder with 50 field goals and single season field goal leader with 18. He also led Division I-AA following the 2001 campaign with 18 field goals and finished as the I-AA all-time leader with 197 extra points.

Edwards was one of the most productive wide receivers in Grambling State history as he holds the school record for career touchdown receptions, receiving yards and career receptions.

Graduate assistant **KJ Black** helped rewrite PV's recordbooks as Black led PV to its first SWAC Title since 1964 during the 2009 campaign.

Black set the school's single season passing record in passes attempted and yardage along with and career marks in yardage and completion percentage.

ROAD TO THE NFL

Three Panthers were in NFL camps this summer in defensive ends turned linebackers **Quinton Spears**, **Adrian Hamilton** and **Jarvis Reed (Wilson)**.

Spears and Reed were recently released by the Indianapolis Colts and Green Bay Packers, respectively while Hamilton is with the Baltimore Ravens.

PV ASSISTANT COACH INTERNS AT NFL CAMP

Prairie View A&M wide receivers coach **Harry Williams** rubbed elbows with some of the top athletes and coaches in his profession as a training camp intern with the Houston Texans.

Williams, who begins his third year as the team's wide receivers coach, spent valuable time with the Texans and picked up a variety of techniques during his two-week internship.

The internship was extra special for Williams due to the fact that he spent a preseason with the team and made the active roster before suffering a career-ending injury at the close of training camp. An electrical engineering graduate, the Texans paid for Williams to complete his studies at Prairie View A&M.

UP NEXT

Prairie View A&M heads east to Baton Rouge, La. to face the Southern Jaguars at 6 p.m. on Saturday, Sept. 14

PVAMU RECORD

WHEN:

Overall Record	1-0
Day Games	0-0
Night Games	1-0
TV Games	0-0
ESPN3	0-0
ESPNU	0-0
Scoring First	1-0
Opponent Scoring First	0-0
Leading at the Half	1-0
Trailing at the Half	0-0
Tied at the Half	0-0
Leading after Third Qt.	1-0
Trailing after Third Qt.	0-0
Tied after Third Qt.	0-0
Overtime Games	0-0
Scoring less than 20 pts	0-0
Scoring 20+ points	1-0
Scoring 30+ Points	1-0
Allowing less than 20 points	1-0
Allowing 20+ points	0-0
Allowing 30+ points	0-0
Rushing for less than 100 yds	0-0
Rushing for over 100 yds	1-0
Rushing for 200+ yds	0-0
Passing for less than 200 yds	0-0
Passing for 200+ yds	1-0
Passing for 300+ yds	1-0
300+ yds of total offense	1-0
400+ yds of total offense	1-0
Allowing less than 100 yds rush	0-0
Allowing less than 300 yds off.	1-0
Allowing 300+ yds total offense	0-0
Having a 100-yd rusher	0-0
Opp. has a 100-yd rusher	1-0
No turnovers	0-0
Less than 3 turnovers	1-0
More than 30:00 of possession	0-0
Less than 30:00 of possession	1-0
Wearing White Jerseys	0-0
Wearing Black Jerseys	0-0
Wearing Grey Jerseys	0-0
Wearing Camouflage Jerseys	1-0
Wearing Purple Jerseys	0-0

in A.W. Mumford Stadium.

RADIO

Fans can follow the Panthers' progress under third-year head coach **Heishma Northern** on KPVM 91.3 FM in Prairie View, Texas. The pregame show begins 30 minutes before kickoff and is available online at www.pvamu.edu/kpvu.

Leonard Moon begins his ninth year as the "Voice of the Panthers" and the Marshall, Texas native has established himself as one of the top play-by-play men in all of college athletics.

A veteran of calling the action for more than 20 years, Moon also handles men's and women's basketball broadcasts on the Prairie View A&M Panther Sports Radio Network. He has been at the microphone for several history-making events most notably Prairie View's 2009 SWAC Football Championship, four straight winning football seasons and the Prairie View A&M Lady Panthers' three-straight SWAC Championships, five NCAA and two NIT Tournament appearances.

PANTHERVISION

Prairie View A&M will begin its third year of streaming selected athletic events via its website at www.PVPANTHERS.com.

The video is available for a nominal fee through the PV website and fans have the option to purchase individual, season or yearly packages.

SWAC MOVES CHAMPIONSHIPS TO HOUSTON

The Panthers will have an extra incentive to win the SWAC West as the Toyota SWAC Championship Game moves to Houston for the first time ever on Saturday, Dec. 7. The championship will take place at Reliant Stadium at 1 p.m.

The championship represents only a third of what's to come as the 2014 basketball and 2013 soccer championships will also take place in Houston.

BET YOU DIDN'T KNOW

- Prairie View A&M University is the

second-oldest public institution of higher education in Texas, second only to Texas A&M University.

- Prairie View A&M University has produced more African-American three-star generals than any other higher education institution in the country.

- Prairie View A&M University is the only charter member remaining in the Southwestern Athletic Conference.

- In the College of Engineering, PVAMU students developed the first solar-powered car ever built and raced by an HBCU.

- Prairie View A&M has had its name changed seven times.

THIS WEEK IN THE SWAC

	Conference			Overall		
SWAC EAST						
Alabama A&M	1	0	1.000	1	0	1.000
Alabama State	0	0	.000	0	1	.000
Alcorn State	0	0	.000	1	0	1.000
Jackson State	0	0	.000	0	1	.000
Mississippi Valley State	0	0	.000	0	1	.000
SWAC WEST						
Prairie View A&M	1	0	1.000	1	0	1.000
Arkansas-Pine Bluff	0	0	.000	0	1	.000
Grambling State	0	1	.000	0	1	.000
Southern	0	0	.000	0	1	.000
Texas Southern	0	1	.000	0	1	.000

This Week's Schedule

Delta State at Mississippi Valley State, 1:00 p.m.
 Alcorn State at Mississippi State, 2:30 p.m.
 Alabama State at Jackson State, 5:00 p.m.
 Grambling State at Louisiana at Monroe, 6:00 p.m.
Prairie View at Texas State, 6:00 p.m.
 Tuskegee at Alabama A&M, 6:00 p.m.
 Southern at Northwestern State, 6:00 p.m.
 Arkansas-Pine Bluff at McNeese State, 7:30 p.m.

Last Week's Results

Florida A&M 27, Mississippi Valley State 10
Prairie View 37, Texas Southern 13
 Arkansas State 62, Arkansas-Pine Bluff 11
 Alabama A&M 23, Grambling State 9
 Jacksonville State 24, Alabama State 22
 Alcorn State 63, Edward Waters 12
 Houston 62, Southern 13
 Tulane 34, Jackson State 7



2013 OPPONENTS

TEXAS SOUTHERN (0-1, 0-1 SWAC)

Last Week: Lost 37-13 to Prairie View A&M

This Week: Open

TEXAS STATE (1-0, 0-0 Sun Belt)

Last Week: Def. Southern Miss. 22-15

This Week: hosts Prairie View A&M

SOUTHERN (0-1, 0-0 SWAC)

Last Week: Lost 62-13 to Houston

This Week: at Northwestern State

ALABAMA A&M (1-0, 1-0 SWAC)

Last Week: Def. Grambling State 23-9

This Week: hosts Tuskegee

STEPHEN F. AUSTIN (0-1, 0-0 Southland)

Last Week: Lost 50-40 to Weber State

This Week: at Texas Tech

GRAMBLING STATE (0-1, 0-1 SWAC)

Last Week: Lost 20-9 to Alabama A&M

This Week: at ULM

ALABAMA STATE (0-1, 0-0 SWAC)

Last Week: Lost 24-22 to Jacksonville State

This Week: at Jackson State

MISSISSIPPI VALLEY (0-1, 0-0 SWAC)

Last Week: Lost 27-10 to Florida A&M

This Week: hosts Delta State

JACKSON STATE (0-1, 0-0 SWAC)

Last Week: Lost 34-7 to Tulane

This Week: hosts Alabama State

ALCORN STATE (1-0, 0-0 SWAC)

Last Week: Def. Edward Waters 63-12

This Week: at Mississippi State

ABILENE CHRISTIAN (1-0)

Last Week: Def. Concordia (Ala.) 84-6

This Week: hosts McMurry

ARKANSAS-PINE BLUFF (0-1, 0-0 SWAC)

Last Week: Lost 62-11 to Arkansas State

This Week: at McNeese State

HEAD FOOTBALL COACH

HEISHMA NORTHERN

Heishma Northern was named the 31st head coach in university history on Dec. 13, 2010. No stranger to the Southwestern Athletic Conference, Northern begins his 17th season on the collegiate level and ninth season at Prairie View A&M. Last season, the Panthers became an offensive juggernaut under Northern as they led the SWAC with 414.7 yards per game while also finishing first in pass efficiency (140.3), second in pass offense (228.0) and third in rush offense (186.7). Six players were named to the All-SWAC team with freshman Johnta' Hebert earning SWAC Freshman of the Year honors.

Prairie View A&M continued its NFL tradition as former Panther defensive end Jarvis Wilson inked a free agent deal with the Green Bay Packers. Wilson's signing marked the fourth straight year a student-athlete from Prairie View A&M signed an NFL Free Agent contract.

In his first season as head coach for the Panthers, Northern led one of the youngest teams in the Southwestern Athletic Conference to within one game of earning a SWAC Championship berth as Prairie View A&M finished tied for second in the SWAC's Western Division. As a team, the Panthers placed five players on the 2011 All-SWAC Team, led the league in rush offense with 174.8 yards per game and finished with the third-best offensive unit in the SWAC. Defensively, Northern's defensive background had a huge impact on the field as the Panthers led the SWAC with 45 sacks. Prairie View A&M also displayed sound discipline on the gridiron as they committed the fewest amount of penalties in the SWAC.

As a result of the team's defensive prowess, defensive end Adrian Hamilton emerged as one of the top defenders in the nation as he set the SWAC and Prairie View A&M single season sack record with 20.5 sacks en route to earning 2011 co-SWAC Defensive Player of the Year honors and a third-place finish in the 2011 Buck Buchanan Award voting, which is awarded to the top defender on the Football Championship Subdivision level. Prairie View A&M's fifth consecutive consensus AP All-American, Hamilton also played in two postseason all-star games in addition to becoming the second straight Panther defensive lineman to sign a NFL contract as he inked with the Dallas Cowboys.

In addition to Hamilton's accomplishments, several other Panthers had impressive seasons under Northern as running back/kick returner Jermaine Waddy led the SWAC in all-purpose yards while cornerback Moses Ellis finished as the league's top punt returner. Prior to becoming head coach, Northern was an award-winning defensive coordinator for six seasons at Prairie View A&M. Under his watch, the Panther defense rose to become one of the top units in the Football Championship Subdivision (FCS) Ranks.

For the fourth straight season, Northern's defense produced another All-American following the 2010 campaign as cornerback Moses Ellis led the nation in interceptions with eight and defended 22 passes en route to earning All-American and All-SWAC honors. As a unit, the Panthers finished second in pass defense amongst SWAC foes as they only yielded 164.6 yards per contest. As a result, four members of the Panther defense earned All-SWAC honors in Ellis (first team), defensive lineman Quinton Spears (first), free safety Chris Adingupu (second) and middle linebacker Max Sencherey (second).

Despite losing six key starters and a two-time All-American from the previous year, Prairie View's defensive unit was instrumental during the team's historic run to the SWAC Championship in 2009 as the unit led the SWAC in scoring defense with 16.6 points per outing and pass defense efficiency (101.7). The Panthers finished the 2009 season ranked fifth in total defense and produced its second consecutive All-American in defensive back Anthony Beck along with having three All-SWAC members in Beck, Spears and Adingupu. In addition, Northern's unit recorded two shutouts on the season and held four teams to 74 yards or less on the ground.

In 2008, the Panther defense set the tone for the team's 9-1 record as they concluded the year ranked second nationally in scoring defense, third in total defense, third in rush defense and seventh in pass efficiency



HEISHMA NORTHERN'S YEAR-BY-YEAR COACHING RECORD

<u>YEAR</u>	<u>SCHOOL</u>	<u>RECORD</u>	<u>CONFERENCE</u>	<u>LEAGUE FINISH</u>
2011	Prairie View A&M	5-6	5-4	SWAC (T-2nd)
2012	Prairie View A&M	3-8	3-6	SWAC (2nd)

defense. Prairie View also made history and recorded two shutouts for the first time since the 1966 season.

As a result of Prairie View's defensive prowess, Northern earned national acclaim and was selected as FootballScoop.com's 2008 Division I-AA Coordinator of the Year. Individually, linebacker Zach East closed out his career as a two-time All-American while Beck and Spears earned First and Second Team All-SWAC Honors, respectively.

During the 2007 season, Northern's defense played a key role in helping the Panthers clinch their first winning season in four decades as they finished atop the SWAC in scoring and red zone defense along with a third-place total defense ranking. A total of three starters earned All-SWAC honors led by East earning All-American and SWAC Defensive Player of the Year Honors.

One year removed from finishing sixth in total defense among SWAC foes, Northern made his mark in his second year at Prairie View during the 2006 season after fielding the top-ranked defensive unit in the conference. Led by first team All-SWAC defensive end and future NFL free agent signee Jermaine McGhee, the Panthers set a school record for fewest yards rushing by an opponent after holding Edward Waters College to -35 yards. For his hard work on the gridiron after the season, Northern was one of 26 coaches from across the nation invited to attend the NCAA Expert Coaches Academy in Miami, Fla.

Prior to his tenure at Prairie View, Northern spent seven seasons at Grambling State University in a variety of capacities.

Initially brought to GSU to serve as running backs coach, Northern made a seamless transition to coaching defensive backs in 2001 as his unit ranked ninth nationally in interceptions en route to GSU's second-straight SWAC Championship. During the 2002 season, which marked Grambling's third consecutive SWAC title, Northern's group improved on the interception mark as they ranked fourth nationally.

In 2003, Northern assumed the role of interim defensive coordinator and immediately made his impact felt as the Tiger defense finished the year ranked third nationally against the run in Division I-AA. In the SWAC, the Tigers finished second in rushing, third in scoring defense, fourth in opponent third down percentage, fourth in turnover margin and fifth in sacks.

Over the course of his coaching career, Northern has had several of his former players enter the professional football realm gaining experience with the NFL, World and Arena Football Leagues. In addition, several of his pupils have received an opportunity to coach on the collegiate level.

A 1996 mathematics education graduate of Southern University, Northern began his coaching career on the high school level at Glen Oaks High School in Baton Rouge, La. where he coached girl's basketball and baseball. He then moved on to Morehouse College in Atlanta, Ga. serving as the team's running backs coach and special teams coordinator in 1997 under former head coach, Super Bowl MVP and current Grambling State head coach Doug Williams.

A student of the game of football, Northern was one of only 15 coaches from across the nation selected to participate in the prestigious NCAA Champions Forum during June of 2010. He has also completed a training camp internship with the Oakland Raiders of the National Football League in the summer of 2009.

Northern, who also holds a master's degree in Sports Administration from Grambling State, is the oldest of three siblings and is married to the former Paula Duell of Baton Rouge, La. Together, they have two children, Adam (6) and Brooke (2).

RECORD VERSUS OPPONENTS

<u>YEAR</u>	<u>SCHOOL</u>
Abilene Christian	0-0
Alabama A&M	0-2
Alabama State	0-2
Alcorn State	2-0
Arkansas-Pine Bluff	0-2
Bethune-Cookman	0-1
Grambling State	2-0
Jackson State	0-2
Lamar	0-1
Mississippi Valley	1-1
North Dakota State	0-1
Southern	2-0
Stephen F. Austin	0-0
Texas Southern	2-1
Texas State	0-1
TOTAL	9-14

2013 COACHING STAFF



PRINCE PEARSON
Assistant Head Coach
Offensive Line



CHARLES MCMILLIAN
Defensive Coordinator



MARK ORLANDO
Offensive Coordinator
Quarterbacks



MILES BRANDON
Defensive Line



RAASAAN HARALSON
Outside Linebackers



BRIAN MORGAN
Inside Linebackers
Special Teams



BUBBA MCDOWELL
Defensive Backs



HARRY WILLIAMS
Wide Receivers



CLYDE EDWARDS
Running Backs



KJ BLACK
Graduate Assistant
Offense



CODY HARALSON
Student Assistant
Defense



ANTHONY NUNLEY
Student Assistant
Defense

2013 ROSTERS

No.	Name	Pos.	Year	Ht.	Wt.	Hometown (High School/JC)
1	Deandre Cooper	WR	R-Sr.	6-3	215	Houston, Texas (Smiley)
2	Fred Anderson	RB	So.	5-9	170	Cypress, Texas (Cy Woods)
3	Johntá Hebert	RB	Fr.	5-10	195	Baton Rouge, La. (Glen Oaks)
4	Gabe Dunlap	WR	So.	5-10	170	Allen, Texas (Plano East)
5	Malcolm Mitchell-Ajayi	CB	Sr.	5-10	195	Sacramento, Calif. (Contra Costa College)
6	Christian Rousseau	WR	R-Fr.	6-2	185	Miami, Fla. (Hialeah)
7	Chris Motley	CB	Jr.	5-10	175	Seattle, Wash. (Diablo Valley College)
8	Jerry Lovelocke	QB	So.	6-5	200	Baltimore, Md. (Edmonson-Westside)
9	Kenneth Jordan	CB	Fr.	6-0	180	Birmingham, Ala. (Wenonah)
10	Amir Smith	DE	R-Sr.	6-4	215	Port Tobacco, Md. (Lackey)
11	Raheem Cardwell	LB	R-Sr.	6-2	225	Alexandria, Va. (Dematha)
12	Michael Cottingham	WR/PK	Jr.	6-0	180	Hutto, Texas (Eastern New Mexico)
13	Greg Thurmond	WR	So.	6-2	180	Balch Springs, Texas (West Mesquite)
14	De'Auntre Smiley	QB	So.	6-2	225	Lufkin, Texas (Lufkin)
15	Jamespaul Bryant	LB	R-Fr.	6-3	215	Houston, Texas (Yates)
16	Darrell Julian II	QB	Fr.	6-1	180	Houston, Texas (North Forest)
17	Chris Barrick	PK	R-Jr.	6-4	180	Copperas Cove, Texas (Copperas Cove)
18	Raymundo Cordova	PK	R-So.	5-9	155	Houston, Texas (Madison)
19	Jaylan Cheshire	QB	Fr.	6-1	195	College Station, Texas (A&M Consolidated)
20	David Metcalf	S	Jr.	5-11	205	Compton, Calif. (Citrus College)
21	Courtney Brown	RB	Jr.	6-0	200	Lake Charles, La. (LaGrange)
22	Desmond Gardiner	CB	Gr.	5-11	192	Port Arthur, Texas (Texas A&M)
23	Adrien Grant	S	R-Sr.	6-4	182	Mt. Morris, Mich. (Carman Ainsworth)
24	Foster Brown II	S	R-Fr.	5-10	175	College Park, Ga. (Westlake)
25	Stephan Meighan	CB	So.	5-10	170	Miami, Fla. (Southwest)
26	Nick Pitre	WR	Fr.	6-4	185	Lake Charles, La. (LaGrange)
27	Jovante Ham	RB	Fr.	5-7	184	West Park, Fla. (Plantation)
28	Troy Fisher	RB	So.	5-7	170	Katy, Texas (Cy Lakes)
29	Deitrich Johnson	CB	R-So.	6-1	175	Texas City, Texas (Galveston Ball)
30	Korey Alston	LB	Sr.	5-11	200	Camden, NJ (ASA Institute)
31	Robert Jackson III	CB	R-So.	5-10	180	Katy, Texas (Texas-El Paso)
32	Keylon LaSalle	WR	R-So.	5-7	158	Houston, Texas (Sharpstown)
33	Allen McCord, Jr.	TE	Jr.	6-1	205	Houston, Texas (Booker T. Washington)
34	Joshua Holley	CB	R-Fr.	5-8	160	Cypress, Texas (Cy Woods)
35	Walter Barreda	FB	Jr.	5-10	260	Houston, Texas (Texas Lutheran)
36	Anthony Wiltz	WR	Fr.	5-10	150	Houston, Texas (Kashmere)
37	Terrance Reynolds	S	Fr.	6-0	180	Ft. Lauderdale, Fla. (Stranahan)
38	Tevin Reed	S	Fr.	6-2	185	Prairieville, La. (Dutchtown)
39	Kenneth Maxwell II	S	Fr.	6-1	190	Centerhill, Fla. (South Sumter)
40	Jerome Howard	LB	Jr.	6-0	210	Sunrise, Fla. (Plantation)
41	Kurt Lambert II	LB	Jr.	5-11	195	Houston, Texas (Elsik)
42	Keith Hartaway	WR	R-Fr.	6-1	170	Houston, Texas (Chavez)
43	Tyrus Jones	DB	Fr.	5-10	160	Houston, Texas (North Forest)
44	John Parham	RB	So.	5-7	170	Missouri City, Texas (Hightower)
45	Joe Sable	LS	Jr.	6-0	200	Magnolia, Texas (St. Pius)
46	Shafique Neloms	LB	Fr.	6-0	200	Miami, Fla. (Norland)
47	Levon Castillo	RB	Sr.	5-11	210	Houston, Texas (Lon Morris College)
48	Ekene Mordi	LB	Jr.	6-3	210	Van Nuys, Calif. (LA Valley College)
49	Josh Curry	FB	Sr.	6-0	255	Houston, Texas (Lon Morris College)
50	Josh Dennis	LB	Sr.	6-2	215	Greenville, Miss. (East Mississippi CC)
51	Tomaz Thornton	OL	Fr.	6-1	246	Montgomery, Ala. (Carver)
52	Delas Lancelin II	LB	Jr.	6-0	245	Missouri City, Texas (Texas Lutheran)
53	Danny Brownell	LB	R-Jr.	5-11	235	Houston, Texas (Elsik)
54	Brandon Medina	LB	R-So.	6-0	199	Lithonia, Ga. (Lithonia)
55	Chuck Obi	LB	Sr.	6-2	245	Mission Hill, Calif. (Los Angeles Valley College)
56	Danial Steels	LB	Fr.	6-2	210	College Station, Texas (Frost)
57	Jeron Hamilton	OL	Jr.	6-5	305	Dallas, Texas (Belhaven)
58	Dillon Bonnet	OL	R-Jr.	6-2	275	Fresno, Texas (Dulles)
60	JR Arredondo	LB	R-Fr.	5-11	225	Watauga, Texas (Royce City)
62	Cleveland Sims, Jr.	OT	R-Fr.	6-5	280	Houston, Texas (Madison)
63	Glen Haisley	C	R-So.	6-1	305	New Orleans, La. (St. Augustine)

2013 ROSTERS

No.	Name	Pos.	Year	Ht.	Wt.	Hometown (High School/JC)
64	Jarrel Washington	OL	Jr.	6-2	317	Corpus Christi, Texas (Flower Bluff)
65	Archie Townsend	OL	R-Fr.	6-2	290	Clute, Texas (Brazoswood)
66	Wesley Slater	DS	Jr.	5-10	230	Magnolia, Texas (Magnolia)
67	Chris Rose	OL	R-Fr.	6-3	290	Houston, Texas (Madison)
68	Adam Burns	OL	R-Fr.	6-2	280	Pflugerville, Texas (Connally)
70	Josiah Freeman	OL	R-Fr.	6-4	280	Baton Rouge, La. (Scotlandville)
71	Shawn Pierce	OL	Fr.	6-4	285	Odessa, Texas (Permian)
73	Jordan Johnson	OL	R-So.	6-2	245	Katy, Texas (Cy Lakes)
75	Charles Rhynes	DL	So.	6-4	300	Waco, Texas (New Mexico Prep)
76	Aneus Ruiz	OL	R-Sr.	6-4	315	Houston, Texas (North Forest)
78	Tre Glover	OL	R-Jr.	6-3	280	Waskom, Texas (Marshall)
79	Denzel Lewis	OL	R-So.	6-4	312	Baton Rouge, La. (Scotlandville)
80	Rayshaun Givins	WR	Fr.	6-2	190	Houston, Texas (Eisenhower)
81	Patrick Gant	WR	R-So.	5-10	175	Cypress, Texas (Cy Woods)
82	Travis Jatzlau	P	Jr.	5-8	170	Jersey Village, Texas (Jersey Village)
83	Thaddeus Godfrey	WR	Jr.	5-6	160	Prairieville, La. (Dutchtown)
84	Rashaun Gibson	WR	Fr.	6-0	170	Copperas Cove, Texas (Copperas Cove)
85	Robert Primes	WR	Sr.	6-2	195	Houston, Texas (Navarro JC)
86	Skyler Moore	WR	R-Fr.	6-1	190	Phenix City, Ala. (Phenix City)
87	Adrian Middleton	DE	R-So.	6-3	245	Baytown, Texas (Sterling)
88	Jacoby Anderson	WR	Sr.	6-0	187	Beaumont, Texas (Clark-Atlanta)
89	Olatunde' Idowu	TE	Jr.	6-3	215	Houston, Texas (Madison)
90	Liki Porotesano	DE	R-Sr.	6-3	250	El Cajon, Calif. (Morse)
91	Chima Nduka	DL	Jr.	6-1	265	Rancho Cucamonga, Calif. (Citrus College)
92	Brock Newton	DL	Jr.	6-3	279	West Covina, Calif. (Citrus College)
94	Markele Williams	DL	Fr.	6-2	256	Los Angeles, Calif. (Locke)
95	DeVohn Reed	DL	Fr.	6-2	250	Houston, Texas (Elsik)
96	Kelechi Okeadu	TE	Jr.	6-2	255	Sugar Land, Texas (Hightower)
97	Michael Daniels	DL	Jr.	6-3	270	Garland, Texas (Naaman Forest)
98	Darrien Patterson-Ramsey	DE	Jr.	6-3	240	Long Beach, Calif. (West LA College)
99	Meshak Williamson	DL	Jr.	6-3	225	Georgetown, Texas (Georgetown)

ALPHABETICAL

30	Korey Alston	22	Desmond Gardiner	8	Jerry Lovelocke	75	Charles Rhynes
2	Fred Anderson	84	Rashaun Gibson	39	Kenneth Maxwell II	67	Chris Rose
88	Jacoby Anderson	80	Rayshaun Givins	33	Allen McCord, Jr.	6	Christian Rousseau
60	JR Arredondo	78	Tre Glover	54	Brandon Medina	76	Aneus Ruiz
35	Walter Barreda	83	Thaddeus Godfrey	25	Stephan Meighan	45	Joe Sable
17	Chris Barrick	23	Adrien Grant	20	David Metcalf	74	Cleveland Sims, Jr.
58	Dillon Bonnet	63	Glen Haisley	87	Adrian Middleton	66	Wesley Slater
21	Courtney Brown	27	Jovante Ham	5	Malcolm Mitchell-Ajayi	14	De'Auntre Smiley
24	Foster Brown II	57	Jeron Hamilton	86	Skyler Moore	10	Amir Smith
53	Danny Brownell	42	Keith Hartaway	48	Ekene Mordi	56	Daniel Steels
93	Jamespaul Bryant	3	Johntá Hebert	7	Chris Motley	51	Tomaz Thornton
68	Adam Burns	34	Joshua Holley	91	Chima Nduka	13	Greg Thurmond
11	Raheem Cardwell	40	Jerome Howard	46	Shafique Neloms	65	Archie Townsend
47	Levon Castillo	89	Olatunde' Idowu	92	Brock Newton	64	Jarrel Washington
19	Jaylan Cheshire	31	Robert Jackson III	55	Chuck Obi	94	Markele Williams
1	Deandre Cooper	82	Travis Jatzlau	96	Kelechi Okeadu	99	Meshak Williamson
18	Raymundo Cordova	29	Deitrich Johnson	44	John Parham	36	Anthony Wiltz
12	Michael Cottingham	73	Jordan Johnson	71	Shawn Pierce		
49	Josh Curry	43	Tyrus Jones	26	Nick Pitre		
97	Michael Daniels	9	Kenneth Jordan	90	Liki Porotesano		
50	Joshua Dennis	16	Darrell Julian II	85	Robert Primes		
4	Gabe Dunlap	41	Kurt Lambert II	98	Darrien Patterson-Ramsey		
28	Troy Fisher	52	Delas Lancelin II	38	Tevin Reed		
70	Josiah Freeman	32	Keylon LaSalle	95	DeVohn Reed		
81	Patrick Gant	79	Denzel Lewis	37	Terrance Reynolds		

PANTHER DEPTH CHART

PANTHER OFFENSE

Left Tackle

78 Tre Glover (6-3, 280, R-Jr.)
57 Jeron Hamilton (6-5, 305, Jr.)

Left Guard

63 Glen Haisley (6-2, 305, R-So.)
65 Archiel Townsend (6-2, 290, R-Fr.)

Center

58 Dillon Bonnet (6-2, 275, R-Jr.)
68 Adam Burns (6-2, 280, R-Fr.)

Right Guard

73 Jordan Johnson (6-2, 295, R-So.)
67 Chris Rose (6-3, 290, R-Fr.)

Right Tackle

70 Josiah Freeman (6-4, 280, R-Fr.)
76 Aneus Ruiz (6-4, 295, R-Sr.)

Quarterback

8 Jerry Lovelocke (6-5, 200, Jr.)
14 De'Auntre Smiley (6-2, 205, Jr.)

Running Back

3 Johntá Hebert (5-10, 195, So.)
21 Courtney Brown (6-0, 200, Jr.)

Fullback

49 Josh Curry (6-0, 255, Sr.)
35 Walter Barreda (5-11, 260, R-Jr.)

X-Wide Receiver

1 Deandre Cooper (6-3, 215, R-Sr.)
85 Robert Primes (6-1, 195, Sr.)

Y-Wide Receiver

13 Greg Thurmond (6-2, 180, Jr.)
42 Keith Hartaway (6-1, 170, R-Fr.)

W-Wide Receiver

4 Gabe Dunlap (5-10, 170, Jr.)
81 Patrick Gant (5-10, 175, Jr.)

Z-Wide Receiver

88 Jacoby Anderson (6-0, 165, Sr.)
85 Robert Primes (6-1, 195, Sr.)

Placekicker

17 Chris Barrick (6-4, 180, R-Jr.)

Long Snapper

45 Joe Sable (6-0, 200, Jr.)
66 Wesley Slater (5-10, 230, Jr.)

Kick Returner

3 Johntá Hebert (5-10, 195, So.)
21 Courtney Brown (6-0, 200, Jr.)

PANTHER DEFENSE

Defensive End

10 Amir Smith (6-4, 215, R-Sr.)
98 Darrien Patterson-Ramsey (6-3, 240, Jr.)

Defensive Tackle

92 Brock Newton (6-3, 279, Jr.)
91 Chima Nduka (6-1, 265, Jr.)
97 Michael Daniels (6-3, 270, Jr.)

Defensive End

99 Meshak Williamson (6-3, 225, So.)
90 Liki Porotesano (6-3, 250, R-Sr.)

Will Linebacker

55 Chuck Obi (6-2, 245, Sr.)
52 Delas Lancelin II (6-0, 245, Jr.)
53 Danny Brownell (5-11, 235, Jr.)

Middle Linebacker

11 Raheem Cardwell (6-2, 225, R-Sr.)
60 JR Arredondo (5-11, 225, R-Fr.)
50 Josh Dennis (6-2, 215, Sr.)

SAM Linebacker

40 Jerome Howard (6-0, 210, Jr.)
41 Kurt Lambert II (5-11, 195, Jr.)
30 Korey Alston (5-11, 200, Sr.)

Joker

15 Jamespaul Bryant (6-3, 215, R-Fr.)
48 Ekene Mordi (6-3, 210, Jr.)

Cornerback

24 Foster Brown II (5-10, 175, R-Fr.)
5 Malcolm Mitchell-Ajayi (5-10, 195, Sr.)

Strong Safety

31 Robert Jackson III (5-10, 180, R-So.)
22 Desmond Gardiner (5-11, 192, R-Sr.)

Free Safety

20 David Metcalf (5-11, 190, Jr.)
23 Adrien Grant (6-4, 182, R-Sr.)

Cornerback

29 Deitrich Johnson (6-1, 175, R-So.)
34 Joshua Holley (5-8, 160, R-Fr.)

Punt Returner

4 Gabe Dunlap (5-10, 170, Jr.)
81 Patrick Gant (5-10, 175, R-So.)
3 Johntá Hebert (5-10, 195, So.)

GAME RECAPS

GAME 1

Prairie View A&M 37

Texas Southern 13

Aug. 31, 2013

BBVA Compass Stadium

Houston, Texas

Prairie View A&M opened the season with a 37-13 victory over Texas Southern on Saturday night.

The Panthers broke open a close game with 17 unanswered points in the second half. Prairie View led 13-10 after the first quarter, but shut down the Tigers in the second half of the Southwestern Athletic Conference matchup.

It was a rough start to the season in conference play for Texas Southern, which won the SWAC title in 2010.

This year's blowout was a stark contrast to last year's contest between the two teams.

Texas Southern won last year's contest in the closing seconds of regulation.

Prairie View had tied the score at 41 with 1:16 remaining, but the Tigers still prevailed. Texas Southern leads the series 19-9. The Tigers were looking for their second straight win against the Panthers in the 29th Labor Day Classic.

Box Score (Final)

Prairie View A&M vs Texas Southern Tiger (Aug 31, 2013 at Houston,TX)

Score by Quarters	1	2	3	4	Score	
Prairie View A&M....	13	7	7	10	- 37	Record: (1-0,1-0)
Texas Southern Tiger	10	3	0	0	- 13	Record: (0-1,0-1)

Scoring Summary:

1st 12:20 PVAM - Hebert, Johnta' 2 yd run (SMITH,Amir rush failed), 11-80 2:40, PVAM 6 - TXSOFB 0
 10:21 TXSOFB - Shipman, Dedric 30 yd pass from Causey, Homer (Medina, Eric kick), 4-47 1:50, PVAM 6 - TXSOFB 7
 07:13 PVAM - SMILEY,De'Auntr 2 yd run (BARRICK,Christo kick), 11-65 3:08, PVAM 13 - TXSOFB 7
 03:42 TXSOFB - Medina, Eric 18 yd field goal, 4-9 1:56, PVAM 13 - TXSOFB 10
 2nd 08:50 TXSOFB - Medina, Eric 34 yd field goal, 12-62 5:33, PVAM 13 - TXSOFB 13
 00:54 PVAM - BROWN,Courtney 4 yd run (BARRICK,Christo kick), 5-35 0:44, PVAM 20 - TXSOFB 13
 3rd 10:39 PVAM - THURMOND,Greg 29 yd pass from LOVELOCKE,Jerry (BARRICK,Christo kick), 7-45 2:15, PVAM 27 - TXSOFB 13
 4th 08:50 PVAM - BARRICK,Christo 37 yd field goal, 8-45 3:06, PVAM 30 - TXSOFB 13
 03:50 PVAM - BROWN,Courtney 8 yd run (BARRICK,Christo kick), 6-44 3:12, PVAM 37 - TXSOFB 13

	PVAM	TXSOFB
FIRST DOWNS.....	28	15
RUSHES-YARDS (NET).....	35-172	44-153
PASSING YDS (NET).....	316	107
Passes Att-Comp-Int.....	43-33-0	21-8-2
TOTAL OFFENSE PLAYS-YARDS.....	78-488	65-260
Fumble Returns-Yards.....	0-0	0-0
Punt Returns-Yards.....	5-47	0-0
Kickoff Returns-Yards.....	1-58	5-126
Interception Returns-Yards....	2-13	0-0
Punts (Number-Avg).....	4-45.2	7-48.4
Fumbles-Lost.....	2-2	4-2
Penalties-Yards.....	7-91	9-53
Possession Time.....	27:46	32:14
Third-Down Conversions.....	11 of 16	6 of 15
Fourth-Down Conversions.....	0 of 0	0 of 0
Red-Zone Scores-Chances.....	6-7	2-3
Sacks By: Number-Yards.....	4-24	0-0

RUSHING: Prairie View A&M-BROWN,Courtney 14-98; Hebert, Johnta' 8-40; LOVELOCKE,Jerry 4-21; SMILEY,De'Auntr 5-12; CASTILLO,Levon 1-1; TEAM 3-0. Texas Southern Tiger-Porter, Daveonn 15-104; Causey, Homer 15-39; Perkins-Loving, 8-25; Small, Jamal 4-9; Denson,Kendall 1-0; TEAM 1-minus 24.

PASSING: Prairie View A&M-LOVELOCKE,Jerry 30-39-0-283; SMILEY,De'Auntr 3-4-0-33. Texas Southern Tiger-Causey, Homer 6-17-2-83; Small, Jamal 1-3-0-15; Porter, Daveonn 1-1-0-9.

RECEIVING: Prairie View A&M-DUNLAP,Gabe 8-52; COOPER,Deandre 6-36; BROWN,Courtney 5-85; THURMOND,Greg 3-49; GANT,Patrick 3-35; PRIMES,Robert 3-31; ANDERSON,Jacoby 3-17; HARTAWAY,Keith 1-8; Hebert, Johnta' 1-3. Texas Southern Tiger-Cross, Malik 4-46; Shipman, Dedric 3-53; Clark, Larry 1-8.

INTERCEPTIONS: Prairie View A&M-GRANT,Adrien 1-13; METCALF,David 1-0. Texas Southern Tiger-None.

FUMBLES: Prairie View A&M-GANT,Patrick 1-1; DUNLAP,Gabe 1-1. Texas Southern Tiger-Causey, Homer 3-2; TEAM 1-0.

Stadium: BBVA Compass Attendance: 18361
 Kickoff time: 7:05pm End of Game: 10:15 pm Total elapsed time: 3:10

Prairie View A&M Panther Football

Prairie View A&M Overall Team Statistics (as of Sep 04, 2013)

All games

TEAM STATISTICS	PVAM	OPP
SCORING.....	37	13
Points Per Game.....	37.0	13.0
FIRST DOWNS.....	28	15
Rushing.....	10	10
Passing.....	17	4
Penalty.....	1	1
RUSHING YARDAGE.....	172	153
Yards gained rushing.....	177	240
Yards lost rushing.....	5	87
Rushing Attempts.....	35	44
Average Per Rush.....	4.9	3.5
Average Per Game.....	172.0	153.0
TDs Rushing.....	4	0
PASSING YARDAGE.....	316	107
Att-Comp-Int.....	43-33-0	21-8-2
Average Per Pass.....	7.3	5.1
Average Per Catch.....	9.6	13.4
Average Per Game.....	316.0	107.0
TDs Passing.....	1	1
TOTAL OFFENSE.....	488	260
Total Plays.....	78	65
Average Per Play.....	6.3	4.0
Average Per Game.....	488.0	260.0
KICK RETURNS: #-YARDS.....	1-58	5-126
PUNT RETURNS: #-YARDS.....	5-47	0-0
INT RETURNS: #-YARDS.....	2-13	0-0
KICK RETURN AVERAGE.....	58.0	25.2
PUNT RETURN AVERAGE.....	9.4	0.0
INT RETURN AVERAGE.....	6.5	0.0
FUMBLES-LOST.....	2-2	4-2
PENALTIES-YARDS.....	7-91	9-53
Average Per Game.....	91.0	53.0
PUNTS-YARDS.....	4-181	7-339
Average Per Punt.....	45.2	48.4
Net punt average.....	35.2	41.7
TIME OF POSSESSION/GAME.....	27:46	32:14
3RD-DOWN CONVERSIONS.....	11/16	6/15
3rd-Down Pct.....	69%	40%
4TH-DOWN CONVERSIONS.....	0/0	0/0
4th-Down Pct.....	0%	0%
SACKS BY-YARDS.....	4-24	0-0
MISC YARDS.....	0	0
TOUCHDOWNS SCORED.....	5	1
FIELD GOALS-ATTEMPTS.....	1-2	2-2
ON-SIDE KICKS.....	0-0	0-0
RED-ZONE SCORES.....	6-7 86%	2-3 67%
RED-ZONE TOUCHDOWNS.....	5-7 71%	0-3 0%
PAT-ATTEMPTS.....	4-4 100%	1-1 100%
ATTENDANCE.....	0	18361
Games/Avg Per Game.....	0/0	1/18361
Neutral Site Games.....		0/0

SCORE BY QUARTERS	1st	2nd	3rd	4th	Total
Prairie View A&M....	13	7	7	10	37
Opponents.....	10	3	0	0	13

Prairie View A&M Panther Football
Prairie View A&M Overall Individual Statistics (as of Sep 04, 2013)
All games

RUSHING	GP-GS	Att	Gain	Loss	Net	Avg	TD	Long	Avg/G
BROWN,Courtney	1-0	14	98	0	98	7.0	2	22	98.0
Hebert, Johnta'	1-1	8	40	0	40	5.0	1	10	40.0
LOVELOCKE,Jerry	1-1	4	26	5	21	5.2	0	11	21.0
SMILEY,De'Auntr	1-0	5	12	0	12	2.4	1	7	12.0
CASTILLO,Levon	1-0	1	1	0	1	1.0	0	1	1.0
TEAM	1-0	3	0	0	0	0.0	0	0	0.0
Total.....	1	35	177	5	172	4.9	4	22	172.0
Opponents.....	1	44	240	87	153	3.5	0	29	153.0

PASSING	GP-GS	Effic	Cmp-Att-Int	Pct	Yds	TD	Lng	Avg/G
LOVELOCKE,Jerry	1-1	146.34	30-39-0	76.9	283	1	29	283.0
SMILEY,De'Auntr	1-0	144.30	3-4-0	75.0	33	0	16	33.0
Total.....	1	146.15	33-43-0	76.7	316	1	29	316.0
Opponents.....	1	77.56	8-21-2	38.1	107	1	30	107.0

RECEIVING	GP-GS	No.	Yds	Avg	TD	Long	Avg/G
DUNLAP,Gabe	1-1	8	52	6.5	0	12	52.0
COOPER,Deandre	1-1	6	36	6.0	0	17	36.0
BROWN,Courtney	1-0	5	85	17.0	0	29	85.0
THURMOND,Greg	1-1	3	49	16.3	1	29	49.0
GANT,Patrick	1-0	3	35	11.7	0	16	35.0
PRIMES,Robert	1-0	3	31	10.3	0	14	31.0
ANDERSON,Jacoby	1-0	3	17	5.7	0	12	17.0
HARTAWAY,Keith	1-0	1	8	8.0	0	8	8.0
Hebert, Johnta'	1-1	1	3	3.0	0	3	3.0
Total.....	1	33	316	9.6	1	29	316.0
Opponents.....	1	8	107	13.4	1	30	107.0

PUNT RETURNS	No.	Yds	Avg	TD	Long
DUNLAP,Gabe	3	65	21.7	0	34
GANT,Patrick	2	-18	-9.0	0	7
Total.....	5	47	9.4	0	34
Opponents.....	0	0	0.0	0	0

INTERCEPTIONS	No.	Yds	Avg	TD	Long
GRANT,Adrien	1	13	13.0	0	13
METCALF,David	1	0	0.0	0	0
Total.....	2	13	6.5	0	13
Opponents.....	0	0	0.0	0	0

KICK RETURNS	No.	Yds	Avg	TD	Long
Hebert, Johnta'	1	58	58.0	0	58
Total.....	1	58	58.0	0	58
Opponents.....	5	126	25.2	0	45

FUMBLE RETURNS	No.	Yds	Avg	TD	Long
Total.....	0	0	0.0	0	0
Opponents.....	0	0	0.0	0	0

Prairie View A&M Panther Football
Prairie View A&M Overall Individual Statistics (as of Sep 04, 2013)
All games

SCORING	----- PATs -----								
	TD	FGs	Kick	Rush	Rcv	Pass	DXP	Saf	Points
BROWN,Courtney	2	0-0	0-0	0-0	0	0-0	0	0	12
BARRICK,Christo	0	1-2	4-4	0-0	0	0-0	0	0	7
Hebert, Johnta'	1	0-0	0-0	0-0	0	0-0	0	0	6
SMILEY,De'Auntr	1	0-0	0-0	0-0	0	0-0	0	0	6
THURMOND,Greg	1	0-0	0-0	0-0	0	0-0	0	0	6
SMITH,Amir	0	0-0	0-0	0-1	0	0-0	0	0	0
Total.....	5	1-2	4-4	0-1	0	0-0	0	0	37
Opponents.....	1	2-2	1-1	0-0	0	0-0	0	0	13

TOTAL OFFENSE	G	Plays	Rush	Pass	Total	Avg/G
LOVELOCKE,Jerry	1	43	21	283	304	304.0
BROWN,Courtney	1	14	98	0	98	98.0
SMILEY,De'Auntr	1	9	12	33	45	45.0
Hebert, Johnta'	1	8	40	0	40	40.0
CASTILLO,Levon	1	1	1	0	1	1.0
Total.....	1	78	172	316	488	488.0
Opponents.....	1	65	153	107	260	260.0

FIELD GOALS	FGM-FGA	Pct	01-19	20-29	30-39	40-49	50-99	Lg	Blk
BARRICK,Christo	1-2	50.0	0-0	0-0	1-2	0-0	0-0	37	0

FG SEQUENCE	Prairie View A&M	OPPONENTS
Texas Southern Tiger	36,(37)	(18),(34)

Numbers in (parentheses) indicate field goal was made.

PUNTING	No.	Yds	Avg	Long	TB	FC	I20	Blkd
JATZLAU,Travis	4	181	45.2	54	2	0	2	0
Total.....	4	181	45.2	54	2	0	2	0
Opponents.....	7	339	48.4	57	0	0	2	0

KICKOFFS	No.	Yds	Avg	TB	OB	Retn	Net	YdLn
BARRICK,Christo	7	370	52.9	1	0			
Total.....	7	370	52.9	1	0	126	32.0	33
Opponents.....	4	237	59.2	1	1	58	39.8	25

Prairie View A&M Panther Football
Prairie View A&M Overall Individual Statistics (as of Sep 04, 2013)
All games

ALL PURPOSE	G	Rush	Rec	PR	KOR	IR	Tot	Avg/G

BROWN,Courtney	1	98	85	0	0	0	183	183.0
DUNLAP,Gabe	1	0	52	65	0	0	117	117.0
Hebert, Johnnta'	1	40	3	0	58	0	101	101.0
THURMOND,Greg	1	0	49	0	0	0	49	49.0
COOPER,Deandre	1	0	36	0	0	0	36	36.0
PRIMES,Robert	1	0	31	0	0	0	31	31.0
LOVELOCKE,Jerry	1	21	0	0	0	0	21	21.0
ANDERSON,Jacoby	1	0	17	0	0	0	17	17.0
GANT,Patrick	1	0	35	-18	0	0	17	17.0
GRANT,Adrien	1	0	0	0	0	13	13	13.0
SMILEY,De'Auntr	1	12	0	0	0	0	12	12.0
HARTAWAY,Keith	1	0	8	0	0	0	8	8.0
CASTILLO,Levon	1	1	0	0	0	0	1	1.0
Total.....	1	172	316	47	58	13	606	606.0
Opponents.....	1	153	107	0	126	0	386	386.0

Prairie View A&M Panther Football

Prairie View A&M Overall Defensive Statistics (as of Sep 04, 2013)
All games

DEFENSIVE LEADERS	GP-GS	-----Tackles-----			TFL/Yds	-Sacks-	---Pass Def---			-Fumbles-		Blkd	
		Solo	Ast	Total			No-Yds	Int-Yds	BrUp	QBH	Rcv-Yds	FF	Kick
11 CARDWELL,Raheem	1-1	7	5	12	1.0-1
40 HOWARD,Jerome	1-1	5	5	10	1.5-6	0.5-0	.	1	.	.	1	.	.
15 BRYANT,Jamespau	1-1	5	3	8	1.0-12	1.0-12	.	.	1	1-0	.	.	.
29 JOHNSON,Deitric	1-1	1	4	5
31 JACKSON,Robert	1-1	1	4	5
24 BROWN II,Foster	1-1	3	2	5	0.5-1
92 NEWTON,Brock	1-1	4	.	4	2.0-11	1.0-8	1	.	.
97 DANIELS,Michael	1-0	1	3	4
34 HOLLEY,Joshua	1-0	1	2	3
98 Patterson-Ramsey, Da	1-0	.	3	3	0.5-2	0.5-2
55 OBI,Chuck	1-0	.	3	3
90 POROTESANO,Liki	1-0	1	1	2	0.5-2	0.5-2	.	.	1
99 WILLIAMSON,Mesh	1-1	.	2	2	.	0.5-0	.	.	.	1-0	.	.	.
10 SMITH,Amir	1-1	2	.	2	2.0-20	.	.	1
47 CASTILLO,Levon	1-0	.	1	1
54 MEDINA,Brandon	1-0	1	.	1
32 LASALLE,Keylon	1-0	1	.	1
17 BARRICK,Christo	1-0	1	.	1
20 METCALF,David	1-1	1-0
23 GRANT,Adrien	1-0	1-13
Total.....	1-0	34	38	72	9-55	4-24	2-13	2	2	2-0	2	.	.
Opponents.....	1-0	51	27	78	3-10	0-0	.	2	.	2-0	2	.	.

Prairie View A&M Panther Football
 Prairie View A&M Game Superlatives (as of Sep 04, 2013)
 All games

INDIVIDUAL GAME HIGHS

Rushes.....	14	BROWN,Courtney at Texas Southern Tiger (Aug 31, 2013)
Yards Rushing.....	98	BROWN,Courtney at Texas Southern Tiger (Aug 31, 2013)
TD Rushes.....	2	BROWN,Courtney at Texas Southern Tiger (Aug 31, 2013)
Long Rush.....	22	BROWN,Courtney at Texas Southern Tiger (Aug 31, 2013)
Pass attempts.....	39	LOVELOCKE,Jerry at Texas Southern Tiger (Aug 31, 2013)
Pass completions....	30	LOVELOCKE,Jerry at Texas Southern Tiger (Aug 31, 2013)
Yards Passing.....	283	LOVELOCKE,Jerry at Texas Southern Tiger (Aug 31, 2013)
TD Passes.....	1	LOVELOCKE,Jerry at Texas Southern Tiger (Aug 31, 2013)
Long Pass.....	29	LOVELOCKE,Jerry at Texas Southern Tiger (Aug 31, 2013)
Receptions.....	8	DUNLAP,Gabe at Texas Southern Tiger (Aug 31, 2013)
Yards Receiving.....	85	BROWN,Courtney at Texas Southern Tiger (Aug 31, 2013)
TD Receptions.....	1	THURMOND,Greg at Texas Southern Tiger (Aug 31, 2013)
Long Reception.....	29	BROWN,Courtney at Texas Southern Tiger (Aug 31, 2013) THURMOND,Greg at Texas Southern Tiger (Aug 31, 2013)
Field Goals.....	1	BARRICK,Christo at Texas Southern Tiger (Aug 31, 2013)
Long Field Goal.....	37	BARRICK,Christo at Texas Southern Tiger (Aug 31, 2013)
Punts.....	4	JATZLAU,Travis at Texas Southern Tiger (Aug 31, 2013)
Punting Avg.....	45.2	JATZLAU,Travis at Texas Southern Tiger (Aug 31, 2013)
Long Punt.....	54	JATZLAU,Travis at Texas Southern Tiger (Aug 31, 2013)
Long Punt Return....	34	DUNLAP,Gabe at Texas Southern Tiger (Aug 31, 2013)
Long Kickoff Return.	58	Hebert, Johnta' at Texas Southern Tiger (Aug 31, 2013)
Tackles.....	12	CARDWELL,Raheem at Texas Southern Tiger (Aug 31, 2013)
Sacks.....	1.0	BRYANT,Jamespau at Texas Southern Tiger (Aug 31, 2013) NEWTON,Brock at Texas Southern Tiger (Aug 31, 2013)
Tackles For Loss....	2.0	NEWTON,Brock at Texas Southern Tiger (Aug 31, 2013) SMITH,Amir at Texas Southern Tiger (Aug 31, 2013)
Interceptions.....	1	METCALF,David at Texas Southern Tiger (Aug 31, 2013) GRANT,Adrien at Texas Southern Tiger (Aug 31, 2013)

Prairie View A&M Panther Football
Prairie View A&M Game Superlatives (as of Sep 04, 2013)
All games

TEAM GAME HIGHS

Rushes.....	35	at Texas	Southern Tiger (Aug 31, 2013)
Yards Rushing.....	172	at Texas	Southern Tiger (Aug 31, 2013)
Yards Per Rush.....	4.9	at Texas	Southern Tiger (Aug 31, 2013)
TD Rushes.....	4	at Texas	Southern Tiger (Aug 31, 2013)
Pass attempts.....	43	at Texas	Southern Tiger (Aug 31, 2013)
Pass completions....	33	at Texas	Southern Tiger (Aug 31, 2013)
Yards Passing.....	316	at Texas	Southern Tiger (Aug 31, 2013)
Yards Per Pass.....	7.3	at Texas	Southern Tiger (Aug 31, 2013)
TD Passes.....	1	at Texas	Southern Tiger (Aug 31, 2013)
Total Plays.....	78	at Texas	Southern Tiger (Aug 31, 2013)
Total Offense.....	488	at Texas	Southern Tiger (Aug 31, 2013)
Yards Per Play.....	6.3	at Texas	Southern Tiger (Aug 31, 2013)
Points.....	37	at Texas	Southern Tiger (Aug 31, 2013)
Sacks By.....	4	at Texas	Southern Tiger (Aug 31, 2013)
First Downs.....	28	at Texas	Southern Tiger (Aug 31, 2013)
Penalties.....	7	at Texas	Southern Tiger (Aug 31, 2013)
Penalty Yards.....	91	at Texas	Southern Tiger (Aug 31, 2013)
Turnovers.....	2	at Texas	Southern Tiger (Aug 31, 2013)
Interceptions By....	2	at Texas	Southern Tiger (Aug 31, 2013)

Prairie View A&M Panther Football
 Prairie View A&M Game Superlatives (as of Sep 04, 2013)
 All games

OPPONENT INDIVIDUAL GAME HIGHS

Rushes.....	15	Porter, Daveonn, at Texas Southern Tiger (Aug 31, 2013) Causey, Homer, at Texas Southern Tiger (Aug 31, 2013)
Yards Rushing.....	104	Porter, Daveonn, at Texas Southern Tiger (Aug 31, 2013)
TD Rushes.....	0	
Long Rush.....	29	Porter, Daveonn, at Texas Southern Tiger (Aug 31, 2013)
Pass attempts.....	17	Causey, Homer, at Texas Southern Tiger (Aug 31, 2013)
Pass completions....	6	Causey, Homer, at Texas Southern Tiger (Aug 31, 2013)
Yards Passing.....	83	Causey, Homer, at Texas Southern Tiger (Aug 31, 2013)
TD Passes.....	1	Causey, Homer, at Texas Southern Tiger (Aug 31, 2013)
Long Pass.....	30	Causey, Homer, at Texas Southern Tiger (Aug 31, 2013)
Receptions.....	4	Cross, Malik, at Texas Southern Tiger (Aug 31, 2013)
Yards Receiving.....	53	Shipman, Dedric, at Texas Southern Tiger (Aug 31, 2013)
TD Receptions.....	1	Shipman, Dedric, at Texas Southern Tiger (Aug 31, 2013)
Long Reception.....	30	Shipman, Dedric, at Texas Southern Tiger (Aug 31, 2013)
Field Goals.....	2	Medina, Eric, at Texas Southern Tiger (Aug 31, 2013)
Long Field Goal.....	34	Medina, Eric, at Texas Southern Tiger (Aug 31, 2013)
Punts.....	7	Carter, Cory, at Texas Southern Tiger (Aug 31, 2013)
Punting Avg.....	48.4	Carter, Cory, at Texas Southern Tiger (Aug 31, 2013)
Long Punt.....	57	Carter, Cory, at Texas Southern Tiger (Aug 31, 2013)
Long Punt Return....	0	
Long Kickoff Return.	45	Silas, Remond, at Texas Southern Tiger (Aug 31, 2013)
Tackles.....	14	Trahan, Darveon, at Texas Southern Tiger (Aug 31, 2013)
Sacks.....	0.0	
Tackles For Loss....	1.0	Walker, Tray, at Texas Southern Tiger (Aug 31, 2013) Wilcox, LeTevin, at Texas Southern Tiger (Aug 31, 2013)
Interceptions.....	0	

Prairie View A&M Panther Football
 Prairie View A&M Game Superlatives (as of Sep 04, 2013)
 All games

OPPONENT TEAM GAME HIGHS

Rushes.....	44	at Texas	Southern Tiger	(Aug 31, 2013)
Yards Rushing.....	153	at Texas	Southern Tiger	(Aug 31, 2013)
Yards Per Rush.....	3.5	at Texas	Southern Tiger	(Aug 31, 2013)
TD Rushes.....	0			
Pass attempts.....	21	at Texas	Southern Tiger	(Aug 31, 2013)
Pass completions....	8	at Texas	Southern Tiger	(Aug 31, 2013)
Yards Passing.....	107	at Texas	Southern Tiger	(Aug 31, 2013)
Yards Per Pass.....	5.1	at Texas	Southern Tiger	(Aug 31, 2013)
TD Passes.....	1	at Texas	Southern Tiger	(Aug 31, 2013)
Total Plays.....	65	at Texas	Southern Tiger	(Aug 31, 2013)
Total Offense.....	260	at Texas	Southern Tiger	(Aug 31, 2013)
Yards Per Play.....	4.0	at Texas	Southern Tiger	(Aug 31, 2013)
Points.....	13	at Texas	Southern Tiger	(Aug 31, 2013)
Sacks By.....	0			
First Downs.....	15	at Texas	Southern Tiger	(Aug 31, 2013)
Penalties.....	9	at Texas	Southern Tiger	(Aug 31, 2013)
Penalty Yards.....	53	at Texas	Southern Tiger	(Aug 31, 2013)
Turnovers.....	4	at Texas	Southern Tiger	(Aug 31, 2013)
Interceptions By....	0			

Prairie View A&M Panther Football
Prairie View A&M Red-Zone Results (as of Sep 04, 2013)
All games

Prairie View A&M Inside Opponent Red-Zone

Date	Opponent	Score	Times	Times	Total				---- Failed to score inside RZ ----						
			In RZ	Scored	Pts	TDs	Rush TDs	Pass TDs	FGs Made	FGA	Downs	Int	Fumb	Half	Game
*Aug 31	at Texas Southern Tiger W	37-13	7	6	37	5	4	1	1	1	0	0	0	0	0
Totals			7	6	37	5	4	1	1	1	0	0	0	0	0
6 of 7 (85.7%)															

Opponents Inside Prairie View A&M Red-Zone

Date	Opponent	Score	Times	Times	Total				---- Failed to score inside RZ ----						
			In RZ	Scored	Pts	TDs	Rush TDs	Pass TDs	FGs Made	FGA	Downs	Int	Fumb	Half	Game
*Aug 31	at Texas Southern Tiger W	37-13	3	2	6	0	0	0	2	0	0	1	0	0	0
Totals			3	2	6	0	0	0	2	0	0	1	0	0	0
2 of 3 (66.7%)															